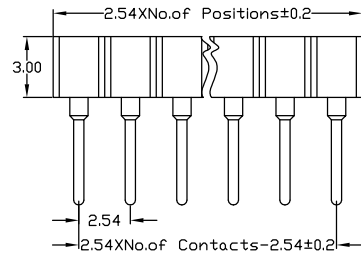
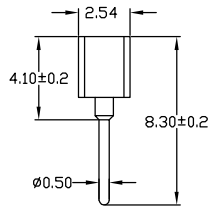
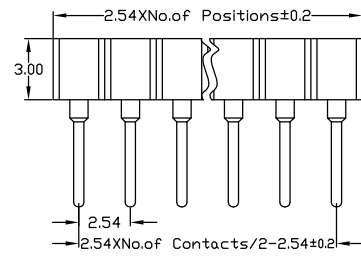
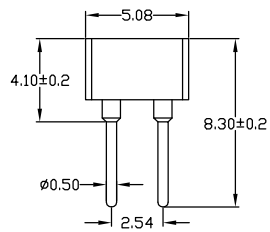


RoHS Compliant

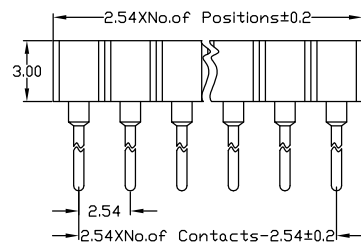
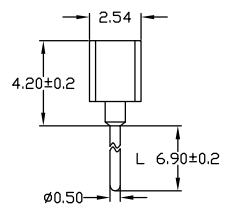
Rev.	change details	effective date	updated by	date
A	Initial release	2020.12.19	FHY	20.12.19



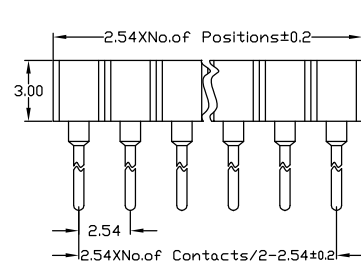
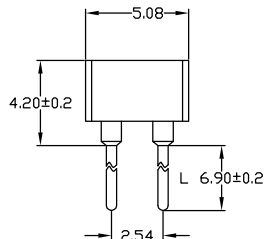
Stright socket connector height  
4.1mm:solder tail, single row  
Availability from:1 to 40 contacts  
Standard number of contacts 5, 6,  
8, 9, 10, 11, 12, 14, 16, 17, 20, 25, 30,  
32 and 40



Stright socket connector height  
4.1mm:solder tail, double row  
Availability from:2 to 80 contacts  
Standard number of contacts 20, 56, 60  
and 72



Stright socket connector height  
4.2mm:solder tail, single row  
Availability from:1to 40 contacts  
Standard number of contacts 5, 6,  
8, 9, 10, 11, 12, 14, 16, 17, 20, 25, 30,  
32 and 40



Stright socket connector height  
4.2mm:solder tail, double row  
Availability from:2 to 80 contacts  
Standard number of contacts 20, 56,  
60 and 72

**Std. Material**  
Insulator : Black glass filled polyester  
PPS-GF30-FR  
Fiammability : UL94V-0  
Sleeve : Brass CuZn 36Pb3(36000)  
Contact cilp (6 finger) : Beryllium copper  
(C17200)  
Mating pin  $\phi$  : 0.40 to 0.56 mm  
Forces : (polished steel gauge  $\phi$ 0.43mm)  
-Insertion : 2 N typ.  
-Withdrawal : 1 N typ.  
Mechancial life : min 500 cycles  
Rated current : 3Amp  
Contact resistance: Max 10m $\Omega$   
Dielectric resistance : Min 1000V<sub>RMS</sub>

**Temperature**  
Operating Temp. : -40 $^{\circ}$ C to 105 $^{\circ}$ C  
Max. Processing Temp.: 260 $^{\circ}$ C for 10s  
**Packing** : Tray or agree on \_\_\_\_\_

**Ordering Information**

No. of Pins	Contact Plating	Insulator Material
Rows*Pins 1/2 x 40	SN: Tin <input type="checkbox"/> G0: 0.8u" Gold <input type="checkbox"/> G1: 1u" Gold <input type="checkbox"/> G2: 1.5u" Gold <input type="checkbox"/> G3: 2u" Gold <input type="checkbox"/> G4: 3u" Gold <input type="checkbox"/> G5: ___u" Gold <input type="checkbox"/>	A: PBT <input type="checkbox"/> B: PA6T <input type="checkbox"/> C: PA9T <input type="checkbox"/> D: PA66 <input type="checkbox"/> E: PA46 <input type="checkbox"/> F: LCP <input type="checkbox"/> G: _____ <input type="checkbox"/>

**Ordering Dimensions**

A	B	C	D	H	W
PA	PB	PC	PD	PW	L

Remarks:

UNLESS OTHERWISE STATED		ORIGINALLY BY
DIMENSIONS IN mm		DRAWN: FHY
TOLERANCE:		CHECKED: FY
ANGLEAR $\pm 1^{\circ}$	LINEAR X 0.5	APPROVED: FY
	X.X $\pm 0.2$	DATE:2020.12.19
	X.XX $\pm 0.1$	



**深圳市征华电子有限公司**  
Shenzhen ZWON Electronics Co.,Ltd.  
SERIES: Round PH2.54\*3.0/Straight  
TYPICAL MODEL: 2.54圆孔排母 塑高3.0 180度

Drawing No.	DRXXX-XX	
Scale	Revision	Sheet
FIT	A	1 of 1
ZWON P/N:		
Customer P/N:		