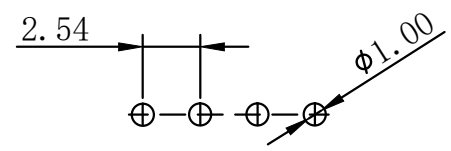
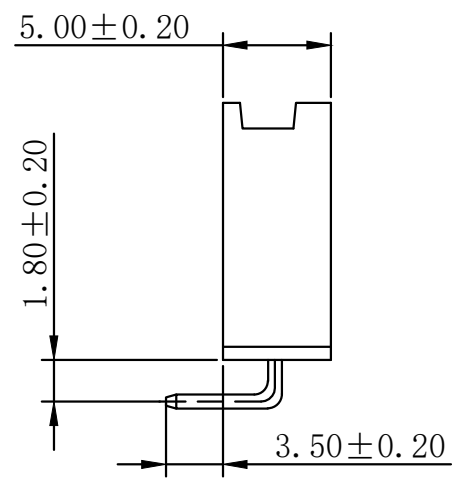
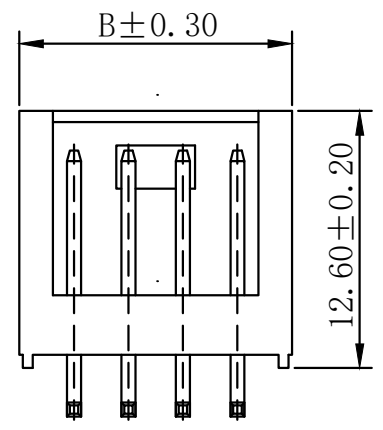
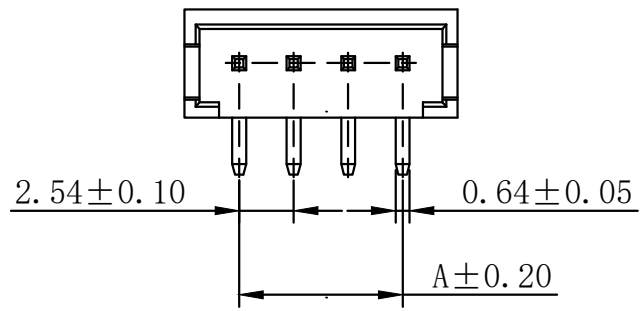


RoHS Compliant

Rev.	change details	effective date	updated by	date
A	Initial release	2020.12.19	FHY	20.12.19



P. C. B LAYOUT



■ SPECIFICATIONS

- Voltage rating: 250V AC, DC
- Current rating: 3A, AC, DC
- Withstanding Voltage: 1000V AC/minute
- Insulation resistance: 1000MΩ min
- Temperature range: -25° C ~ +85° C
- Contact resistance: 20mΩ max

■ WAFER

- Part No. :
- Poles : 02-22
- Material: PBT UL94V-0
- Pin Material: Brass /Tin-plated

PART NO.	Dimensions (mm)	
	A	B
02	2.54	7.70
03	5.08	10.20
04	7.62	12.70
05	10.16	15.20
06	12.70	17.80
07	15.24	20.30
08	17.78	22.90
09	20.32	25.40
10	22.86	28.00
11	25.40	30.50
12	27.94	33.10
13	30.48	35.60
14	33.02	38.10
15	35.56	40.70
16	38.10	43.20
17	40.64	45.70
18	43.18	48.20
19	45.72	50.70
20	48.26	53.20
21	50.80	55.70
22	53.34	58.50

UNLESS OTHERWISE STATED DIMENSIONS IN mm TOLERANCE:	ORIGINALLY BY	 
	DRAWN: FHY	
	CHECKED: FY	
	APPROVED: FY	
ANGLEAR ±1°	LINEAR X 0.5 X.X ±0.2 X.XX ±0.1	DATE: 2020.12.19

深圳市征华电子有限公司
Shenzhen ZWON Electronics Co.,Ltd.

SERIES: 2.54 Wafer/Right Angle
TYPICAL MODEL: 2.54 Wafer 90度 Type1

Drawing No.	DRXXX-XX		
Scale	Revision	Sheet	
FIT	A	1 of 1	
ZWON P/N:			
Customer P/N:			